



# Get the LEAD Out

A Bay Area Coalition of Lead Poisoning Prevention Leaders

## Tips for Lead-Safe Toys

**1. TO AVOID LEAD HAZARDS, CONSIDER CREATIVE TOY ALTERNATIVES**

See below for a list of safer toy ideas.

**2. IN ADDITION TO PAINT, LEAD MAY BE FOUND IN PRODUCTS CONTAINING VINYL, PLASTIC, OR METAL**

Some examples include: some soft plastic items, vinyl lunch boxes, metal charms, hard plastic toys, children's jewelry, and products purchased from vending machines.

**3. EXAMINE TOYS FOR SIGN OF WEAR, ESPECIALLY IF YOUR CHILD IS MOUTHING, BITING OR CHEWING TOYS.** Signs of wear include sun damage, fading, bite marks, chips or breaks in the painted surface.

**4. A BLOOD TEST IS THE ONLY WAY TO KNOW IF YOUR CHILD HAS BEEN EXPOSED TO LEAD**

Ask your doctor for a simple blood lead test or call your local health department for assistance.

**5. CHECK THE RECALL LIST FOR ANY TOYS YOU ARE CONSIDERING BUYING**

([www.marin.co.ca.us/preventlead](http://www.marin.co.ca.us/preventlead))

Recalled toys should be returned to the manufacturer or store where purchased. See also [www.healthytoys.org](http://www.healthytoys.org)

**6. BECOME INFORMED ABOUT THE USES AND LIMITATIONS OF HOME LEAD TESTING KITS**

While available at most hardware stores, keep in mind that positive test results are most likely positive but negative results for toys may be unreliable. Most kits only test what is on the surface and may not indicate lead even if it is present. Remove any toys that test positive.

**7. LEARN ABOUT OTHER SOURCES OF LEAD**

Lead comes in many other forms - in the paint of older homes, glazes for pottery and some home remedies, for example. The most common source of lead for young children is the lead found in household dust when old paint is in poor condition or disturbed during home renovation projects. This dust gets on hands and toys that find their way into a young child's mouth.

**8. WASH TOYS REGULARLY TO CLEAN OFF HOUSEHOLD DUST**

Toys may pick up lead dust in older homes from deteriorating paint and soil.

**9. USE AGE-APPROPRIATE TOYS**

Check the recommended age on the packaging.

**10. FOR MORE INFORMATION ABOUT LEAD POISONING PREVENTION**

Contact Marin County Childhood Lead Poisoning Prevention Program at (415) 473-3254.

---

Coalition members include representatives from:

Alameda County ▪ City of Berkeley ▪ City and County of San Francisco ▪ Contra Costa County ▪ Marin County ▪ Monterey County  
Santa Clara County ▪ Santa Cruz County ▪ San Joaquin County ▪ San Mateo County ▪ Solano County ▪ Sonoma County

[www.stoppinglead.org](http://www.stoppinglead.org)







2000 Embarcadero, Suite 300, Oakland ▪ 510-567-8280



## Safer Toy Ideas

One of the most important factors to consider when evaluating the safety of children's toys is the age and developmental stage of the child. Please find the following toy ideas grouped by age. Be creative and as lead-safe as possible.

\*Newborns (0 – 3 months) do not need toys. It is recommended that their cribs be kept clear of heavy blankets, stuffed animals and other items to minimize the risk of suffocation.

Infants 0* - 6 months	Toddlers 1 - 3 years	Pre-School 4 - 5 years	School Age 6 – 9 years
<p>Infant mirror Cloth books Soothing music Cloth stretch toy Cloth mobiles Cloth rattles</p> 	<p>Age appropriate soft toys Fabric rocking horses Books Finger puppets Balls Nesting blocks Finger paints</p> 	<p>Games and Puzzles Books Jump ropes, balls, hula hoops Fancy, funny pillows for their room Puzzles Tricycles &amp; helmets Beginner skates &amp; safety gear Field trips to fire stations, police stations, jelly bean factory Sports equipment (exercise balls, jump ropes, baseball) Costumes for dress up Library card/regular trips to the library Coloring books with large boxes of coloring crayons Making salt dough ornaments, cookies and gingerbread</p> 	<p>Books Craft supplies and teaching time (knitting, embroidery, water colors) Sleeping bags for sleepovers Community classes targeting children, dance arts, field trips Musical instruments, (inexpensive wood flutes, drums) Bicycles/helmets Skateboards, skates, safety equipment Sports equipment (exercise balls, jump ropes, baseball) Stickers and sticker books Collections: stickers, sports cards, marbles Playing cards, hearts, creating houses of cards Games (Dominoes, Chess, Checkers, Monopoly, Scrabble) Parties for friends (including a piñata, pizza parlor, time at an event) Albums to save pictures, memorabilia Computer games, age appropriate Microscope or science kits, age appropriate CD's of age appropriate music Cooking classes and activities Lessons (horseback riding, ballet, dance, sewing) Inexpensive camera to learn to record family events Rock collection and guide Binoculars for bird watching School supplies Hair ornaments</p> 
<p style="background-color: #e0e0e0; text-align: center; padding: 5px;"><b>6 - 12 months</b></p> <p>Cloth blocks Tummy time mat</p> 			

### Activities for the Entire Family



Time together (the most important gift), sports activities and hikes, outings to the zoo, aquariums, museums, picnics at local parks, concert and other event tickets, memberships in family fitness classes, YMCA, YWCA, Bus Pass with movie tickets, gift certificates for movie rentals, family movie nights, a drive to the snow, garden gifts, e.g. trees, bulbs, herbs or flowers to plant together, pet obedience training classes with family dog, donate time together at a "soup kitchen", beach clean-up, tree planting, gift certificates for family activities.



**Get the LEAD Out**  
**A Bay Area Coalition of Lead Poisoning Prevention Leaders**  
[www.stoppinglead.org](http://www.stoppinglead.org)