

**MARIN COUNTY 2002
ANNUAL HELICOPTER REPORT**

*Prepared by: Diane Claytor RN MS
Marin County EMS Program
Health and Human Services*

May 2003

**MARIN COUNTY
ANNUAL HELICOPTER REPORT
For the Year 2002**

In 2002, helicopters were dispatched a total of 464 times, resulting in the air transport of 143 patients. Dispatches increased from 314 in 2001 to 464 in 2002. Air transports increased from 82 in 2001 to 143 in 2002. The rate of utilization of dispatched helicopters is 31%:

YEAR	DISPATCHES	TRANSPORTS	%AIRTRANSPORTS
2002	464	143	31%
2001	314	82	26%
2000	204	65	32%
1999	158	68	43%
1998	132	47	36%
1997	115	43	36%
1996	114	48	42%
1995	77	34	44%
1994	66	31	47%

Aero medical resources were evaluated this year by the Helicopter Access Taskforce that was appointed by the Emergency Medical Care Committee. The purpose of the taskforce was to evaluate whether or not a helipad in Marin County was warranted. This evaluation occurred as the result of implementation objective 5a in the 1999 Marin County Trauma System.

The taskforce conducted their study over a ten (10) month period and recommended: “the establishment of at least one CALTRANS approved hospital-based helipad with Marin County.” The recommendation was unanimously endorsed by the Emergency Medical Care Committee. The entire paper may be found on the Marin County EMS Program website under the draft trauma system revisions: www.co.marin.ca.us//ems.

Revisions to the Marin County Trauma Plan were proposed in February 2003 and include a recommendation to establish a hospital-based helipad within the county pending environmental review. Additionally, the plan revisions propose the development of a Level II Trauma Center with a hospital-based helipad in Marin County, pending environmental review. The final proposed revisions are scheduled to be reviewed by the Marin County Board of Supervisors in July 2003.

The Helicopter Utilization Review Committee continues to meet quarterly to review helicopter transports and operational issues. The committee completed a new mission statement and objectives in March 2003:

Mission Statement: To optimize the quality of patient care of persons who need or may need EMS helicopter transport.”

Objectives:

1. Oversee the continuous quality improvement process through review of transports and/or dispatches as indicated;
2. Provide direction and leadership in the development and monitoring of policy that affects operational issues;
3. Identify and evaluate outcome measures which specifically validate committee effectiveness.

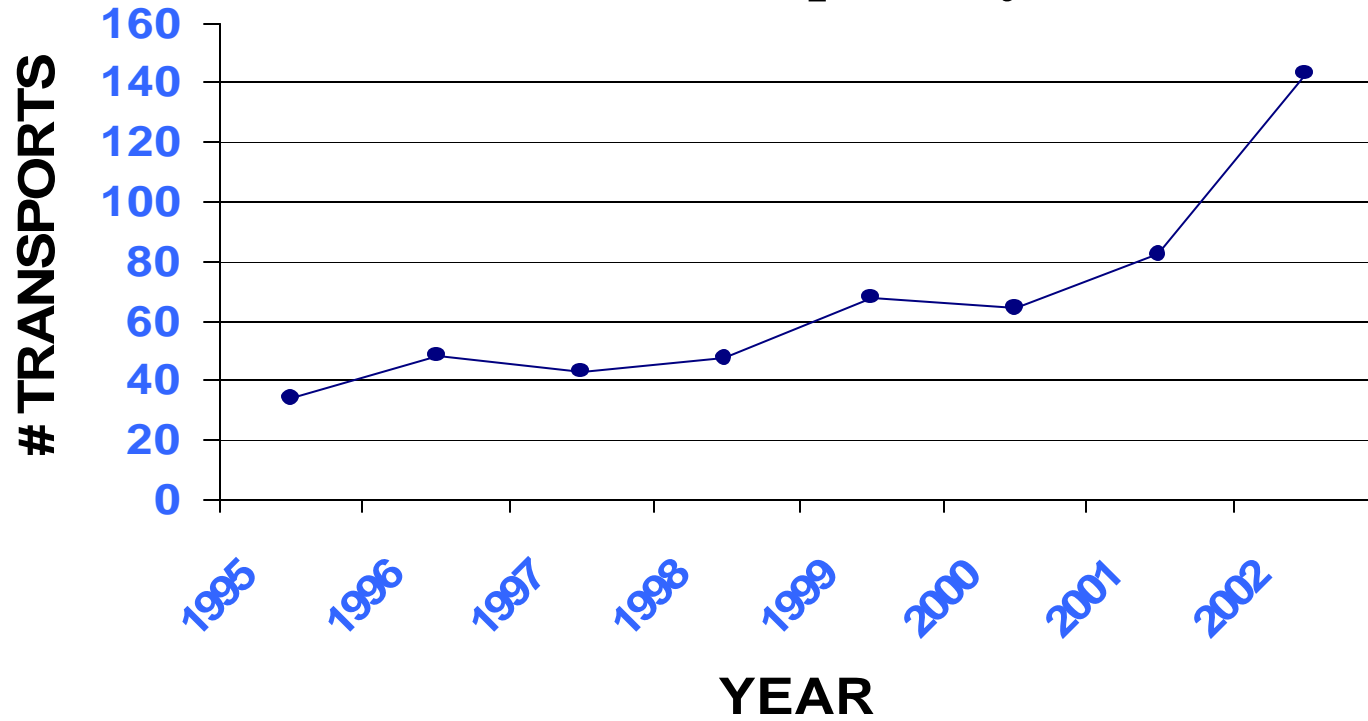
The committee’s focus the first two quarters of 2003 will be on medical patient transport.

HELICOPTER DISPATCH AND TRANSPORT REVIEW: 1997—2002
MARIN COUNTY EMS PROGRAM, May 2003

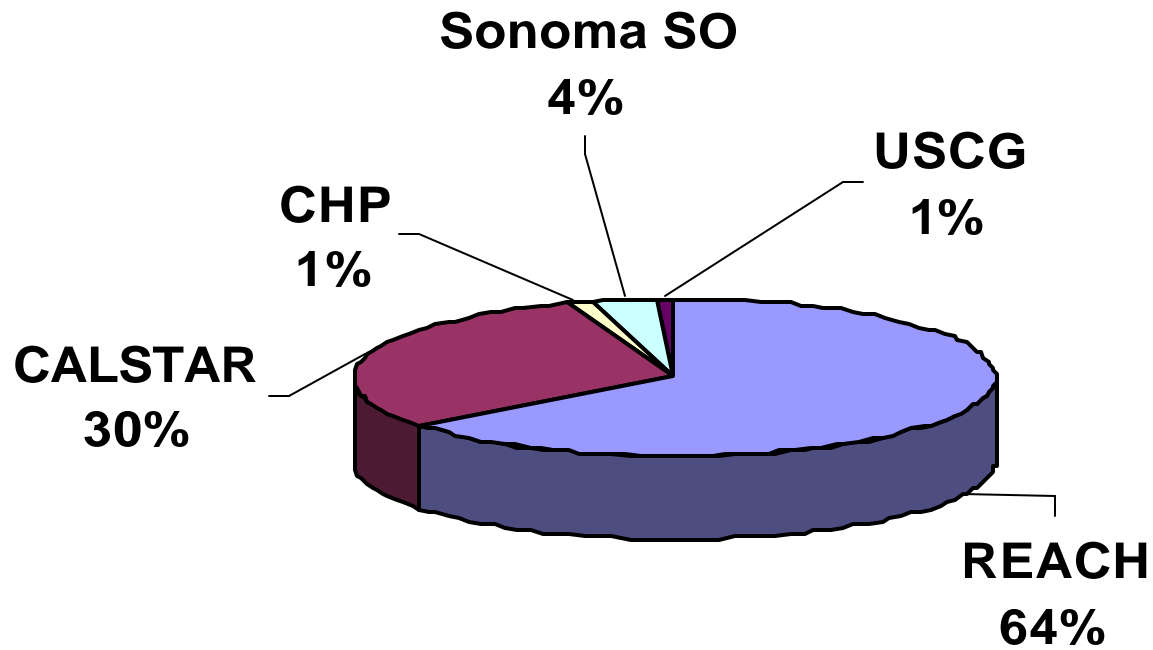
*West Marin locations include: Bolinas, Dillon Beach, Dogtown, Inverness, Marshall, Muir Beach, Nicasio, Olema, Point Reyes, Point Reyes Seashore, Stinson Beach, Tomales, and Lagunitas.

DATA ELEMENT	2002	2001	2000	1999	1998	1997
Helicopter Dispatches	464	314	203	158	132	120
Helicopter Transports	143	82	64	68	47	41
Percent (%) of dispatches resulting in air transports	31%	26%	32%	43%	36%	36%
LOCATION						
WEST MARIN						
Percent (%) dispatched to West Marin*	301 (65%)	65%	67%	72%	64%	76%
Percent (%) air transported from West Marin	92 (64%)	67%	63%	69%	70%	74%
OTHER THAN WEST MARIN						
Percent (%) dispatched to other than West Marin	163 (35%)	35%	33%	28%	36%	24%
Percent (%) air transported to other than West Marin	51 (36%)	33%	37%	31%	30%	26%
MEDICAL VERSUS TRAUMA						
Medical Patients: Dispatch	191	128	71			
Medical Patients: Transports	39 (27% of total)	34	12	20	23	18
Trauma Patients: Dispatch	263	159	106			
Trauma Patients: Transports	104 (73% of total)	48	52	48	24	25
Dispatch resulting in cancelled call/no patient contact	10					
RECEIVING HOSPITALS						
Santa Rosa Memorial Hospital	48	35	30	19	17	19
John Muir Medical Center	38	22	16	24	12	11
Doctor's Hospital San Pablo	20	11	1	11	1	1
Oakland Children's Hospital	19	5	9	5	3	5
Petaluma Valley Hospital	12	8	4	6	13	5
Other (Stanford, Eden Medical Center, UC Davis)	6					

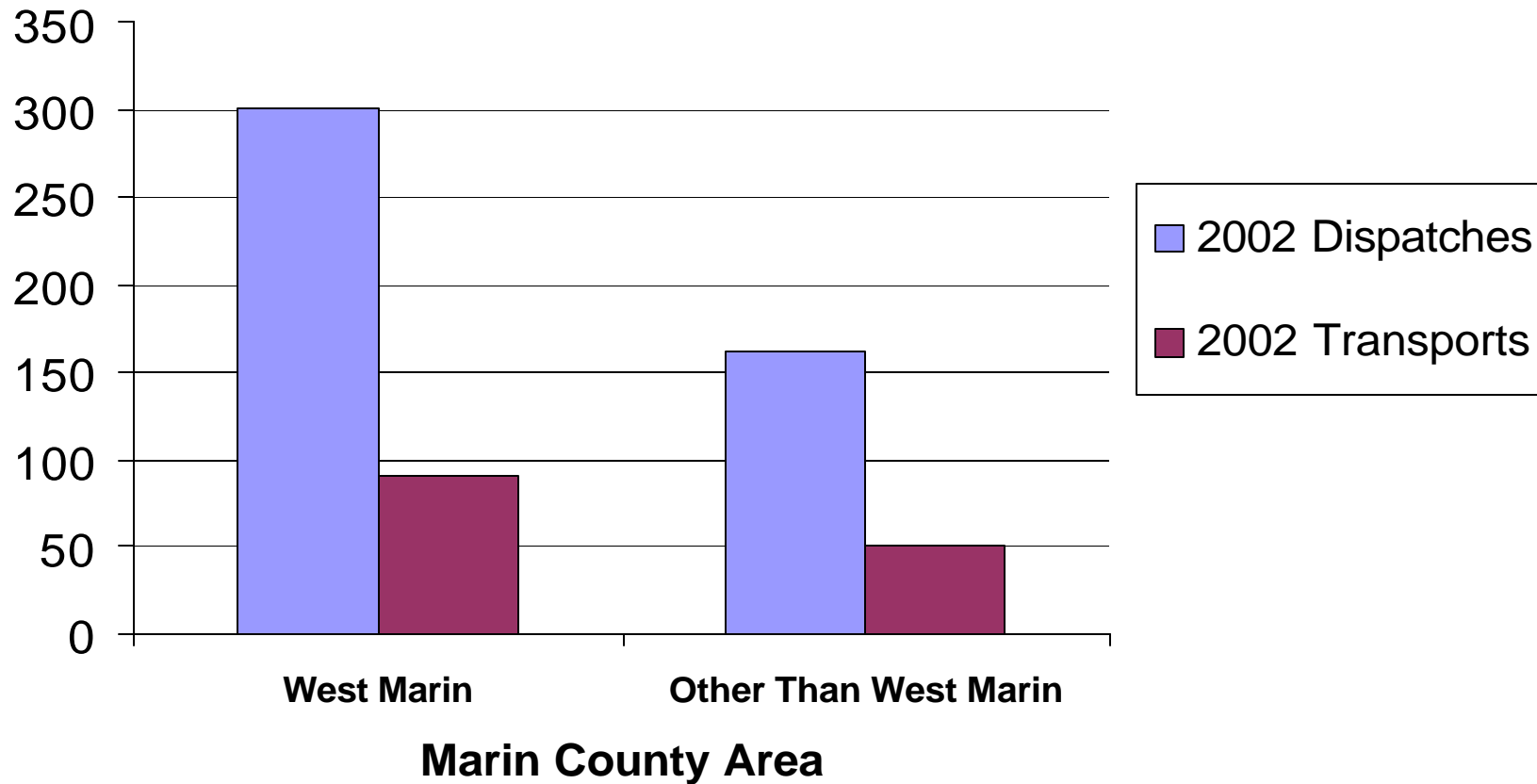
Air Transports By Year



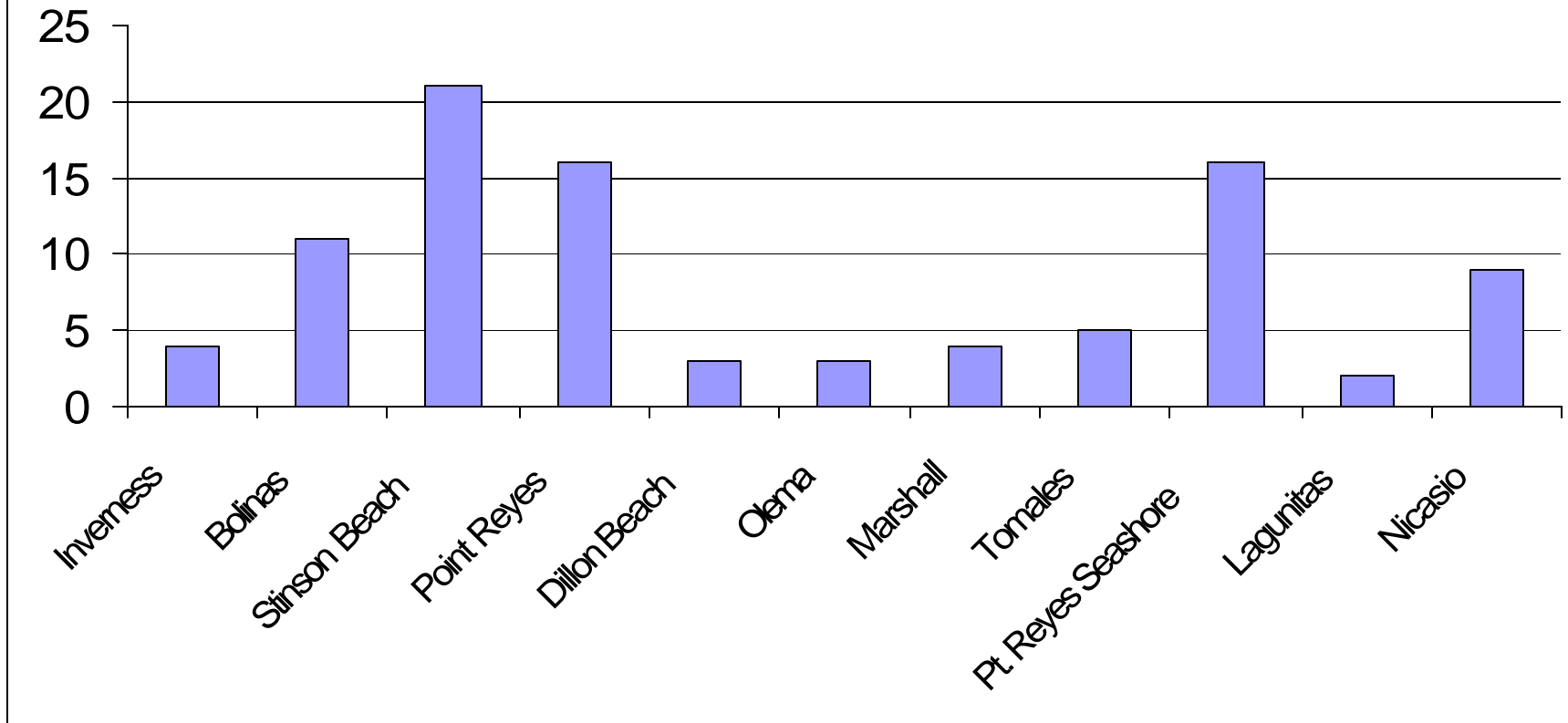
2002 Air Transporting Providers



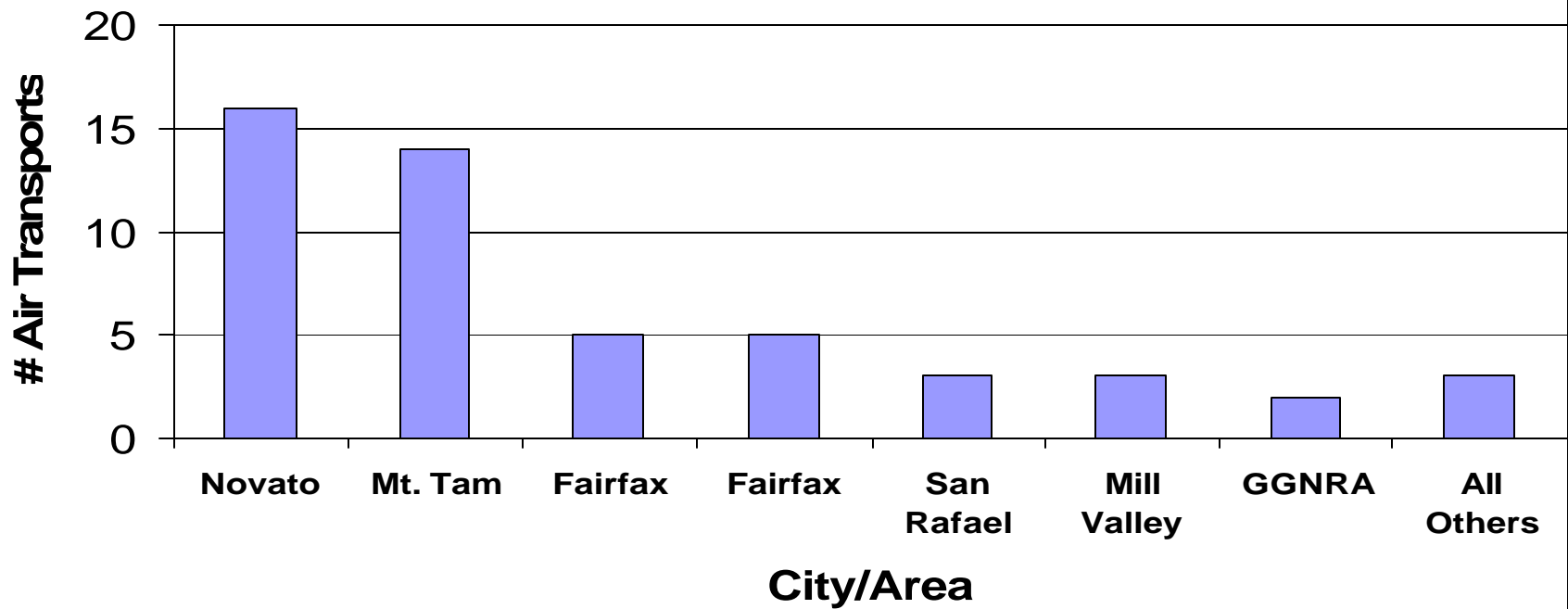
2002 Air Dispatch and Transport: West Marin vs. All Other Areas



2002 Air Transports West Marin

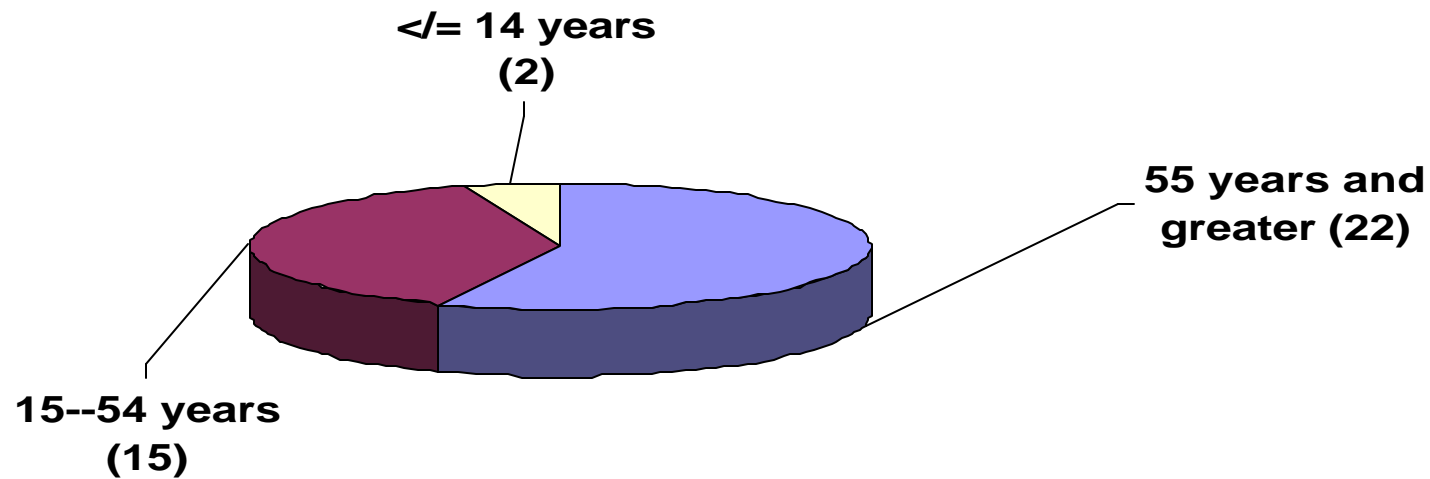


2002 Air Transports: Other Than West Marin

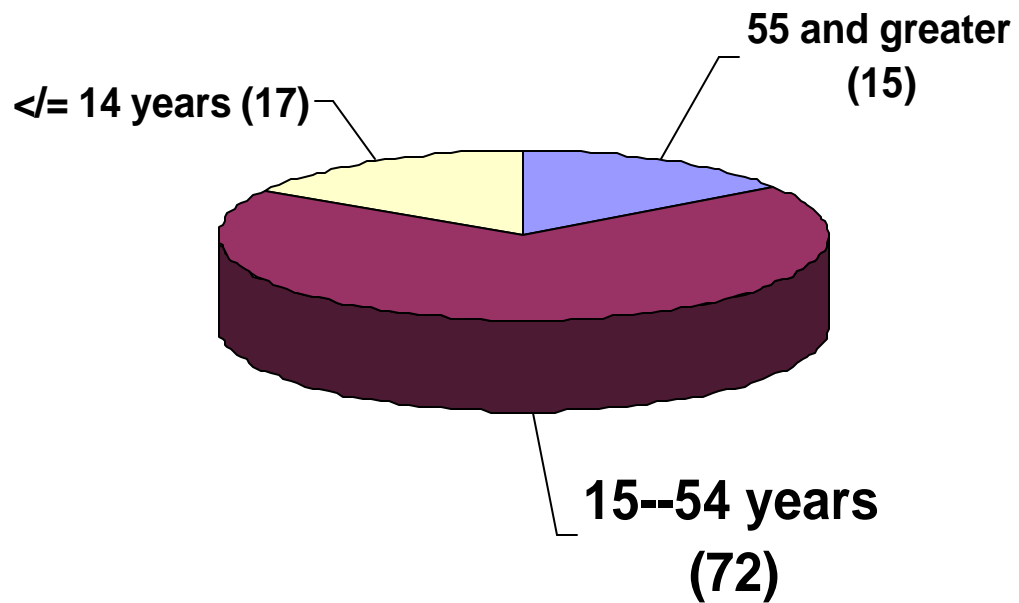


2002 Age Distribution: Medical Patients By Air

N=39



2002 Age Distribution: Trauma Patients By Air N=104



2002 Air Transported Patient Disposition from ED N=143

