



COUNTY OF MARIN  
COMMUNITY DEVELOPMENT AGENCY

COUNTY OF MARIN  
ENVIRONMENTAL HEALTH SERVICES  
3501 CIVIC CENTER DRIVE, RM 236  
SAN RAFAEL, CA 94903  
415.499.6907/ (Fax) 415.507.4120  
[www.co.marin.ca.us/ehs](http://www.co.marin.ca.us/ehs)

Federal law, *the Virginia Graeme Baker Pool and Spa Safety Act*, became effective on December 19, 2008. This law requires all public swimming pools and spas to be in compliance with specific equipment and construction requirements that will reduce suction entrapment hazards.

This is a federal law being administered by the Consumer Product Safety Commission. Non-compliance is considered a violation of the federal Consumer Product Safety Act which may result in the imposition of civil or criminal penalties.

**Any work done to bring pools and spas into compliance requires a permit from the Marin County Environmental Health Division. It is imperative you receive a permit to install anti-entrapment main drain covers and safety vacuum release system before you open your pool or spa for public use.**

For more information or to obtain a copy of the law, please visit [www.cpsc.gov/pssa.html](http://www.cpsc.gov/pssa.html) or [www.cpsc.gov/pssa.pdf](http://www.cpsc.gov/pssa.pdf).

**Does your pool or spa have dual main drains?**

Every Public pool and spa with multiple main drains shall be installed with an ASME/ANSI A112.19.8-2007 anti-entrapment drain cover. Main drains must be located at least 36 inches apart or must comply as a single main drain (see figure 1).

**Does your pool or spa have a single main drain?**

In addition to the anti-entrapment drain covers, any swimming pool or spa with a single main drain must be equipped, at a minimum, with one or more of the following devices or systems designed to prevent entrapment by pool or spa drains:

1. Safety Vacuum Release System (SVRS)
2. Suction-Limiting Vent System
3. Gravity Drainage System
4. Split the single main drain to dual man drains

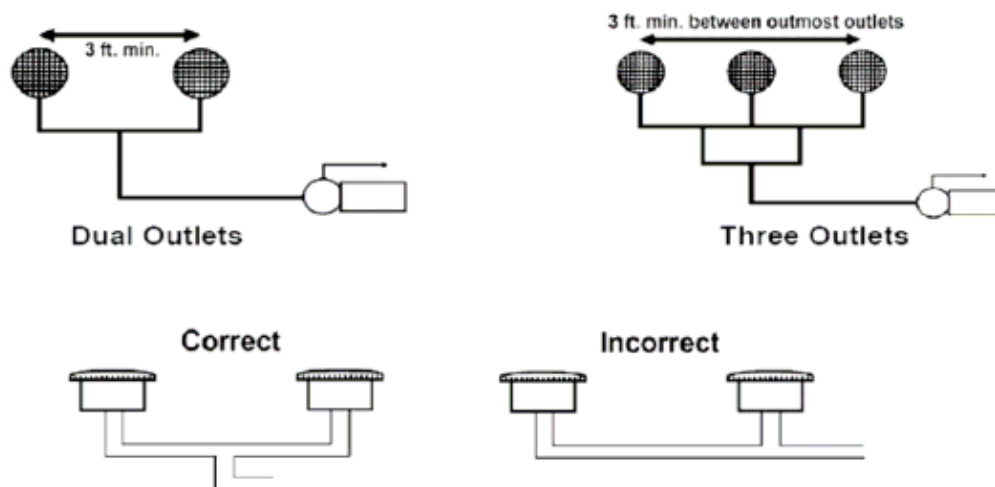


Figure 1.



## POOL PLAN SUBMISSION CHECKLIST FOR VGB

This checklist is a guide for those projects submitting applications for the Virginia Graeme Baker (VGB) Pool and Spa Safety Act. This does not apply to other projects such as new construction, remodeling, etc. If any of the information below is incomplete, the process will be delayed.

1. **Application.** Application must be complete and legible
2. **Drawing.** On an 8 ½ x 11 sheet of paper, include the following:
  - Main Drain configuration.** If dual main drain, indicate distance between both drains.
  - Skimmer(s)**
  - Equalizer(s)** – if any
  - Plumbing** – is the main drain tied to the skimmer or is it separate? Are there dual main drains? For pools with dual main drains, plumbing lines must be indicated on the drawing.
  - Pump Room** – location of pump room and where it is in relation to the pool.
  - Pool name & address.** Clearly label the site name and address.
3. **Specification Sheets.** A manufacturer's specification sheet must be submitted for all devices to be installed. Please label somewhere on the spec sheet where the device will be used (main drain, equalizer, etc.). All spec sheets must include the make, model number, and a picture of the device. It is important that we have a picture of the device for inspection purposes.
  - Main Drain Cover**
  - Equalizer Cover** – if applicable
  - Safety Vacuum Release System (SVRS)** – if applicable
4. **Permit Fee.** A permit fee of \$220 is required for each site. Please note that your application will not be processed until we receive payment. Cash or check accepted, make check payable to the County of Marin.

**NOTE: SUBMITTED APPLICATIONS WILL NOT BE PROCESSED UNLESS THE APPLICATION, DRAWING, SPECIFICATION SHEETS ARE COMPLETE, LEGIBLE, AND THE PLAN CHECK FEE IS PAID.**



## PUBLIC POOL & SPA PLAN CHECK APPLICATION

NAME OF POOL: \_\_\_\_\_

POOL ADDRESS: \_\_\_\_\_

OWNER: \_\_\_\_\_ PHONE: \_\_\_\_\_

ADDRESS: \_\_\_\_\_

DESIGNER (IF APPLICABLE): \_\_\_\_\_

ADDRESS: \_\_\_\_\_ PHONE: \_\_\_\_\_

POOL CONTRACTOR (IF APPLICABLE): \_\_\_\_\_

ADDRESS: \_\_\_\_\_ PHONE: \_\_\_\_\_

TYPE OF APPROVAL:     Resurfacing     Equipment Change     Fencing     VGB

TYPE OF POOL:     Standard     Spa     Wading     Other

SPECIFY DETAILS (i.e., type of equipment to be changed, type of pool if other, etc.): \_\_\_\_\_

\_\_\_\_\_  
\_\_\_\_\_

### INSTRUCTIONS FOR SUBMITTING PLANS

Plans are approved in the order they are received. Missing information or improperly prepared plans will delay the approval process.

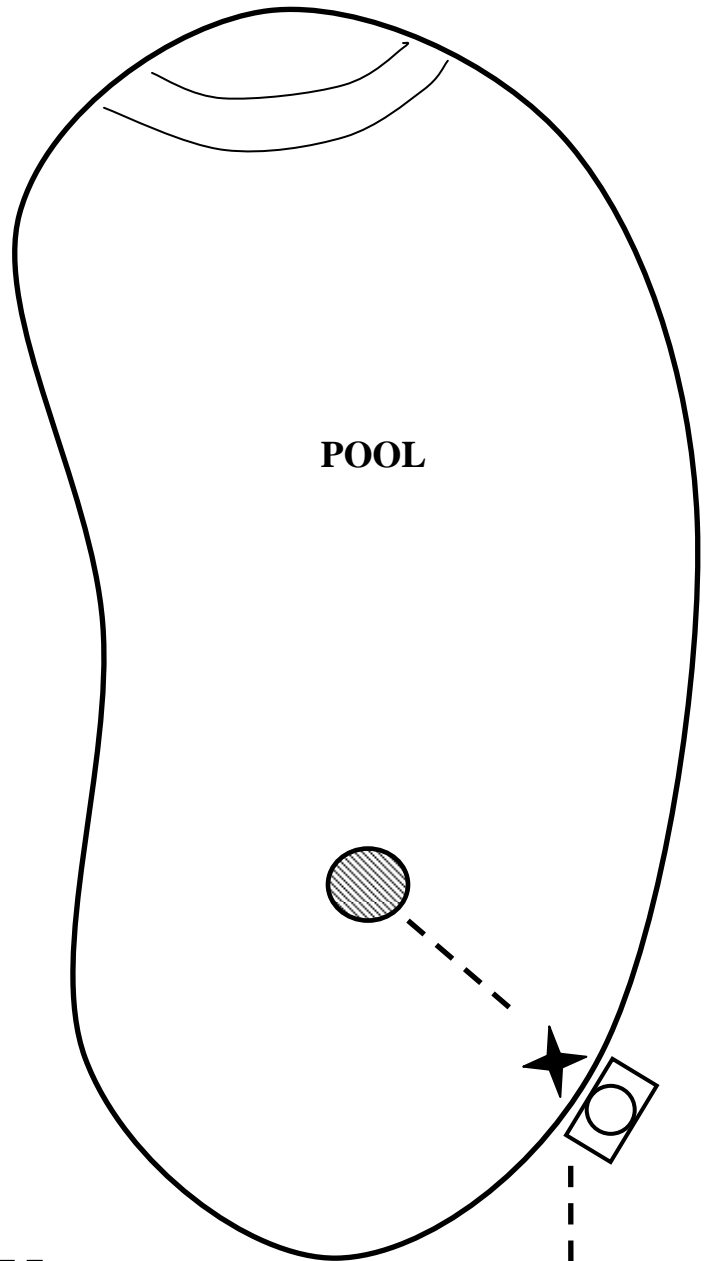
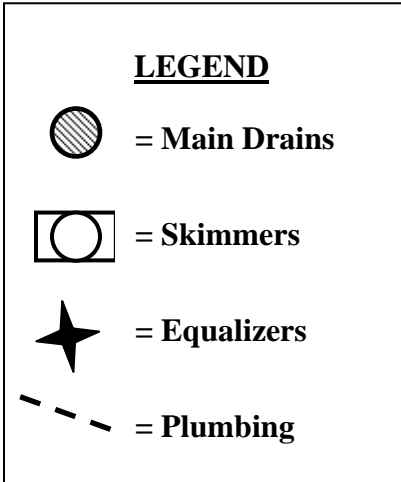
- Submit this completed application with three sets of plans and required materials, as specified in the application guidelines. For any new equipment, you must include the manufacturer's specification sheet. For a new pump, the specification sheet must include a pump curve.
- Submit the appropriate plan review fee. Depending on the scope of work, some projects may be billed at an hourly rate, at a minimum of two hours.
- Environmental Health Services may require the submission of additional information as required to determine the compliance of plans and specifications submitted for approval.
- Pool plan approval does not authorize the violation of any ordinance or regulation. Final approval is subject to field inspection and evaluation.

For Office Use Only:

Fee Paid \$ \_\_\_\_\_ Receipt # \_\_\_\_\_ Check # \_\_\_\_\_ Date \_\_\_\_\_ Rec'd by \_\_\_\_\_

**Pool Name**  
**Address, City**

*Example*



 = Drains for Circulation pump

 = Drains for Spa Booster Pump

