


An aerial photograph of the Golden Gate Bridge in San Francisco, California. The bridge is a prominent red-orange structure spanning across the water. The surrounding landscape features rolling green hills, a winding road, and a large body of water in the background under a cloudy sky.

Live Long, Live Well

Division of Aging and Adult Services

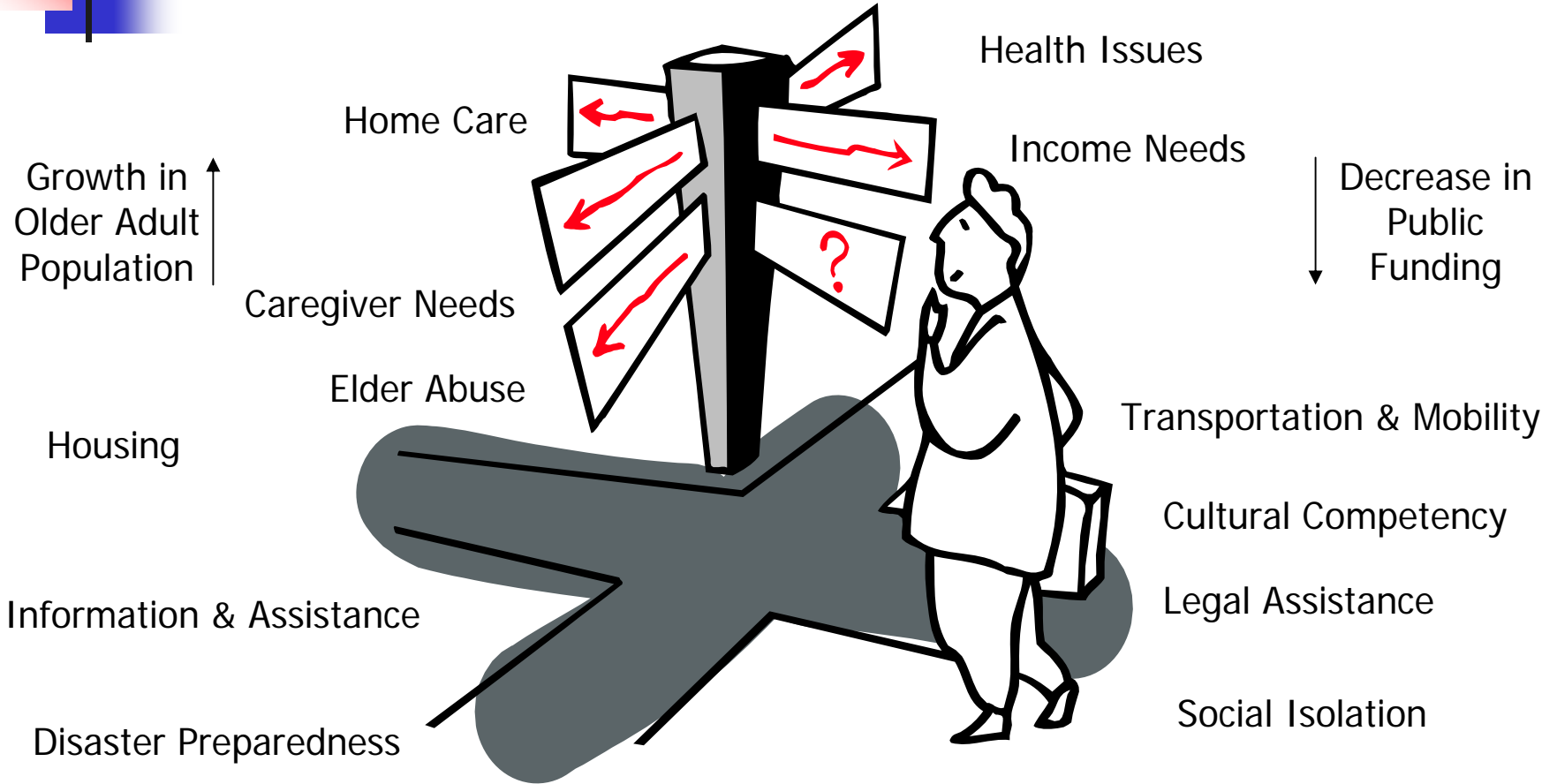
Nick Trunzo
Director



"I have yet to see any problem, however complicated, which, when you look at it in the right way, did not become more complicated. "

Poul Anderson

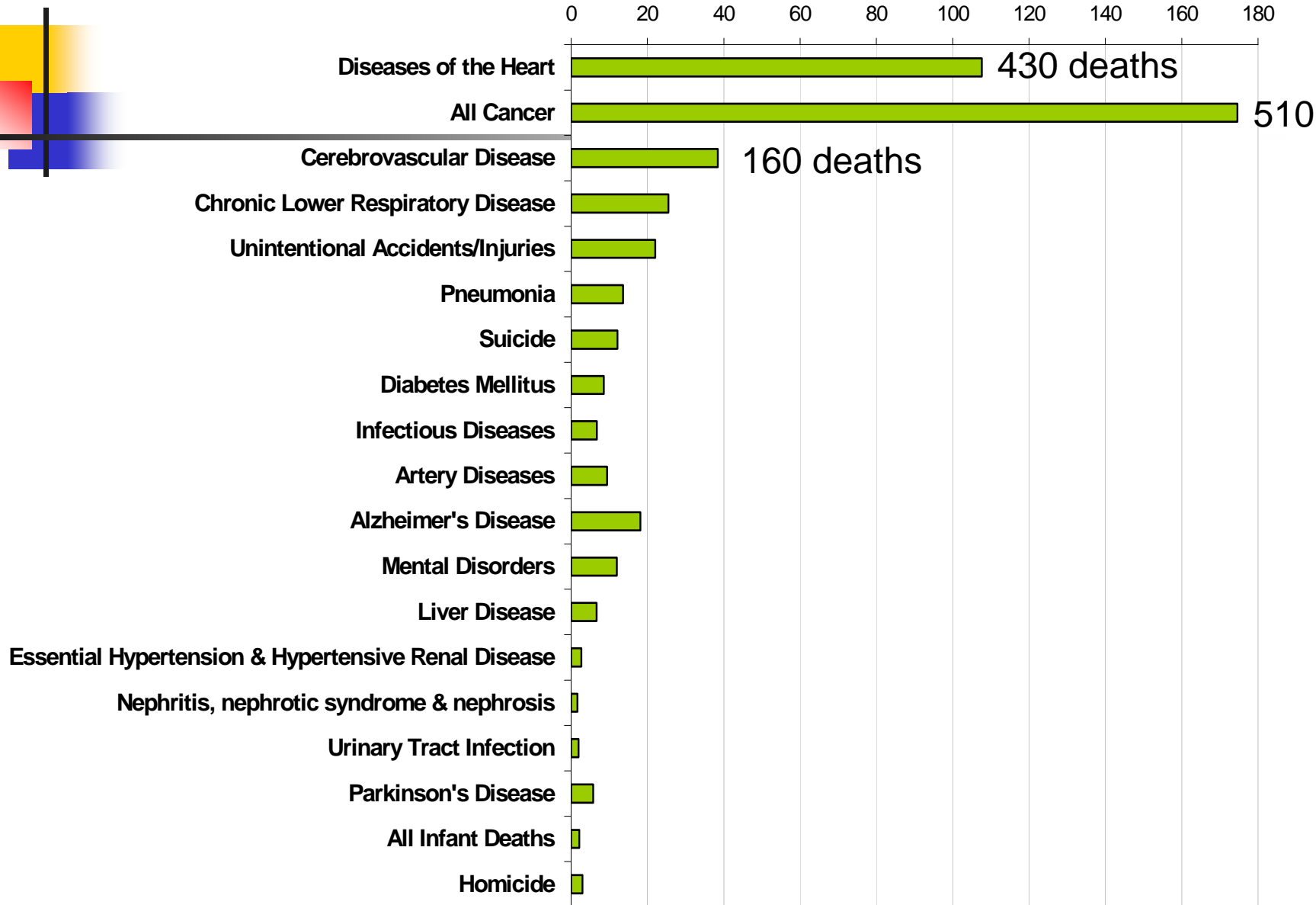
Given limited resources, how will we choose the "most important" problems?



Leading Causes of Death - Age-Adjusted rate, 2005

Deaths per 100,000 (Adjusted to 2005 DOF population projections)

0 20 40 60 80 100 120 140 160 180

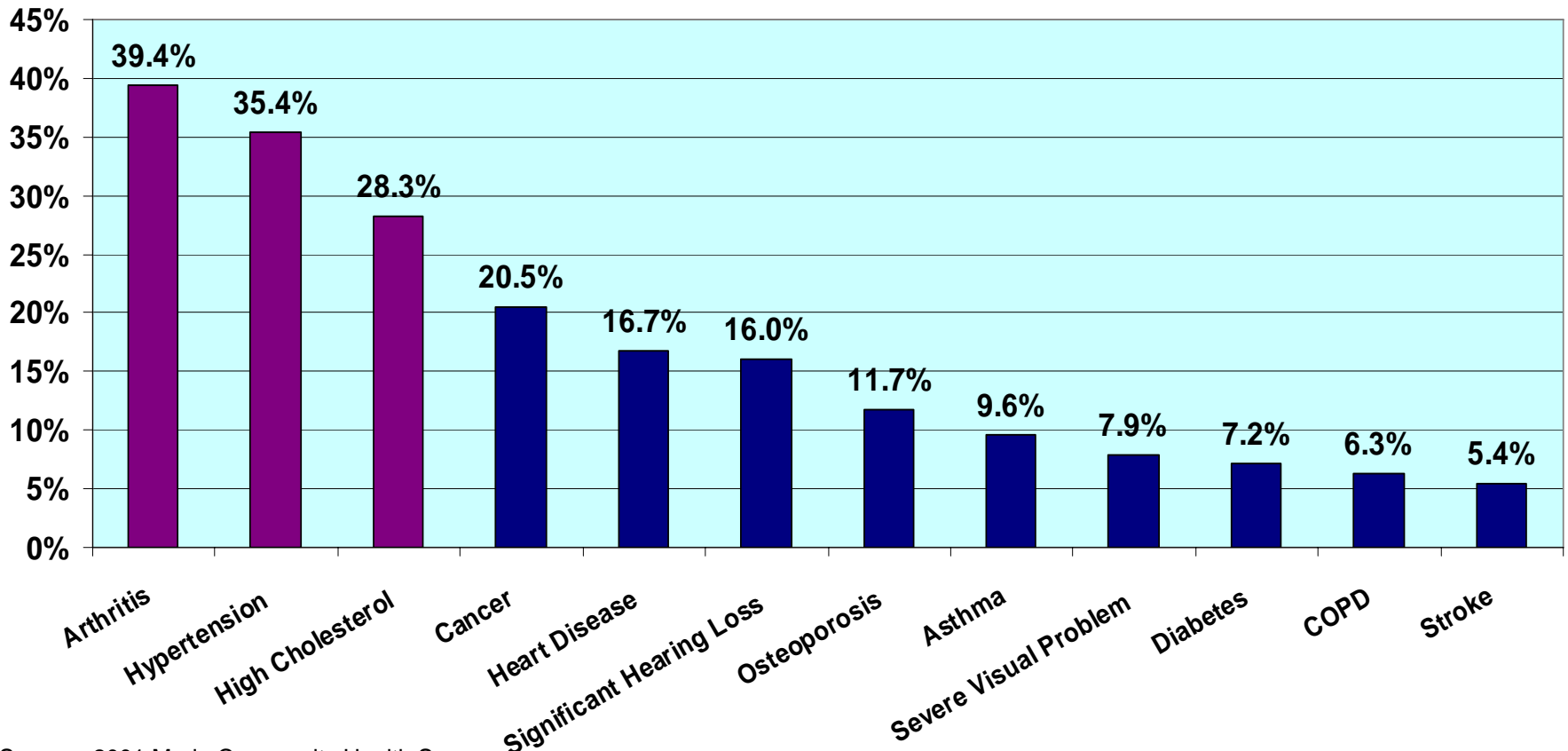


CONDITIONS, Age 60+

*88% of older adults have one or more of the conditions below.

* Arthritis, high blood pressure, and high cholesterol are top three conditions

*23.1% have severe visual problem or significant hearing loss



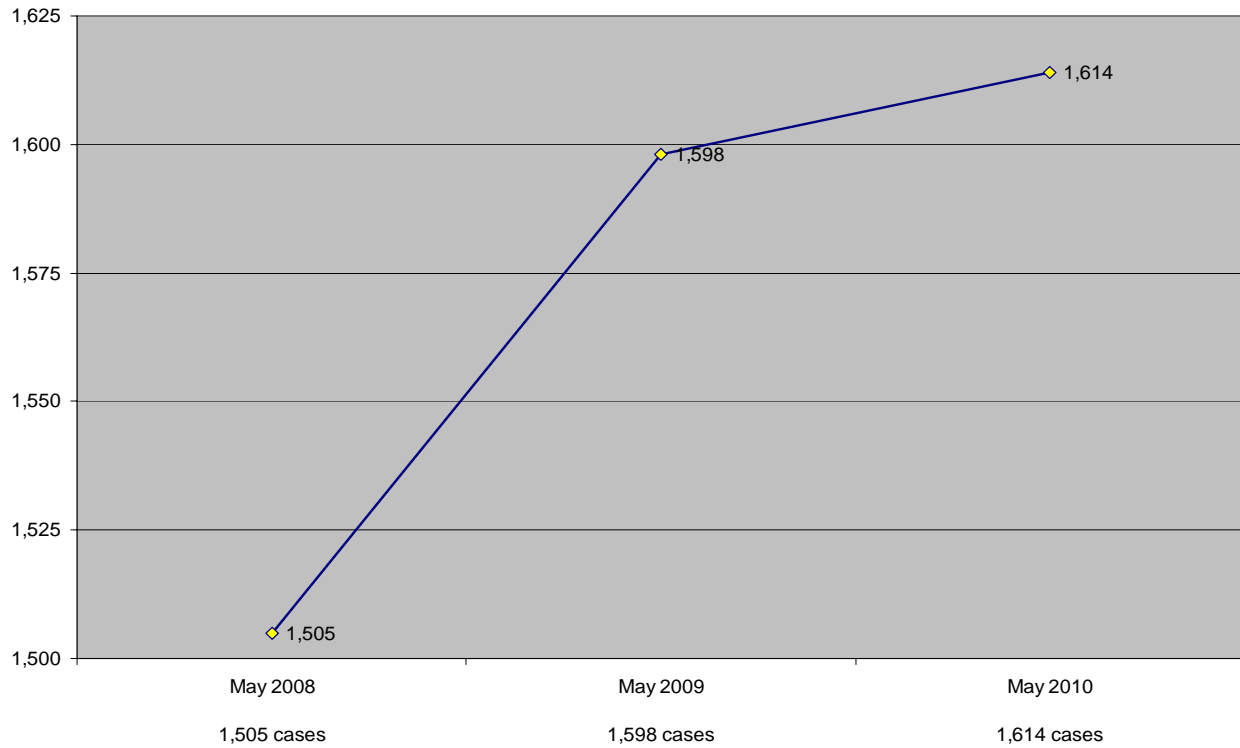
Reports of Alleged Abuse Received: 2006 - 2009



Year	Elder Reports	Dependent Adult Reports	Total
2006	312	108	420
2007	431	146	577
2008	505	179	684
2009	545	179	724

IHSS PROGRAM GROWTH

Marin County IHSS Program Growth

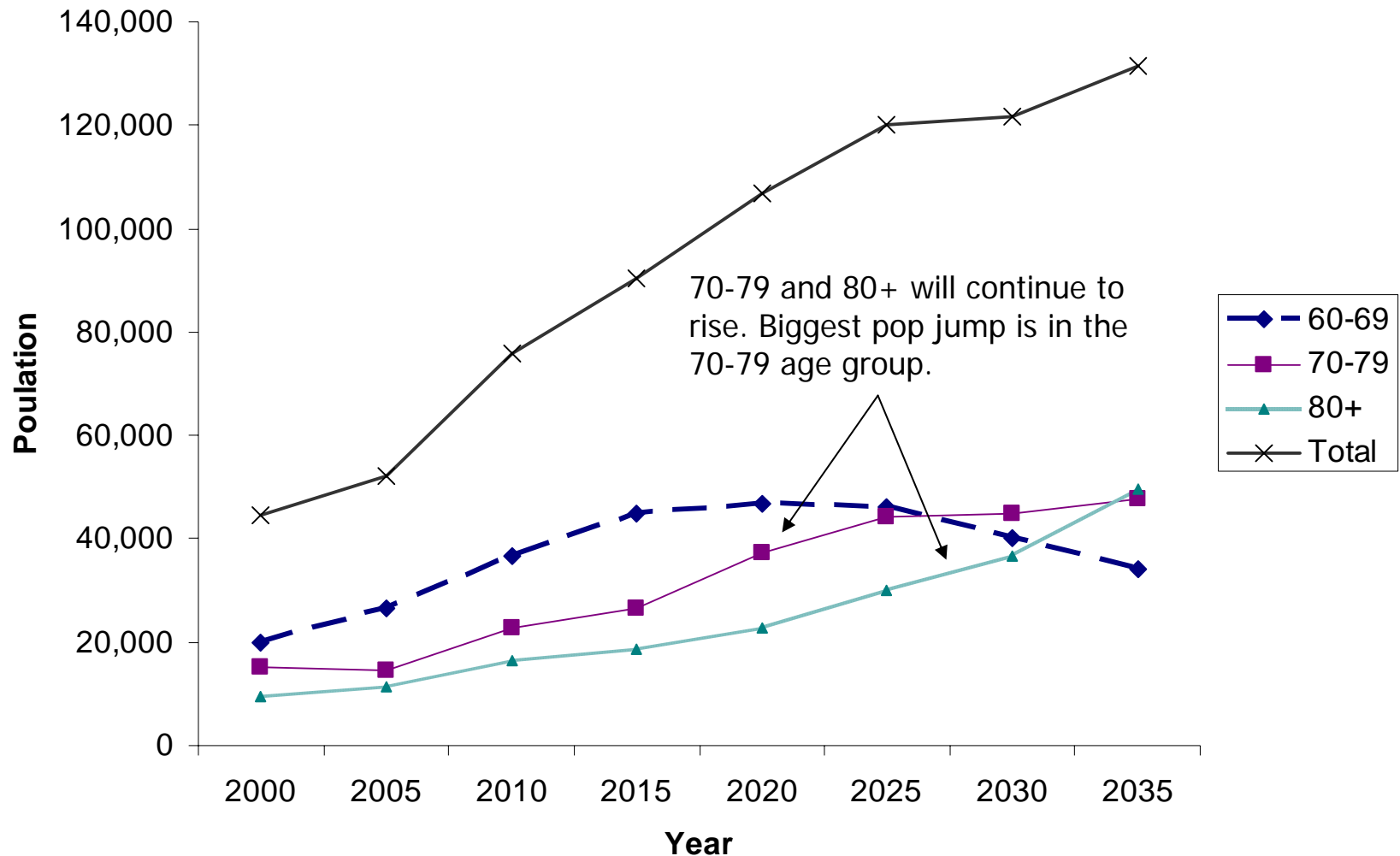


Marin County Population Projections 2000-2035

Age	2000	2005	2010	2015	2020	2025	2030	2035
60-69	20,052	26,400	36,700	45,000	46,900	46,100	40,200	34,000
70-79	15,058	14,500	22,800	26,600	37,200	44,100	44,800	47,700
80+	9,537	11,400	16,400	18,700	22,800	30,000	36,800	49,700
Total	44,647	52,300	75,900	90,300	106,900	120,200	121,800	131,400
Pop Change		17%	45%	19%	18%	12%	1%	8%

Source: Senior Mobility Action & Implementation Plan (Draft) based on data from the Association of Bay Area Governments, September 2009

Marin County Older Adult Population Growth, 2000-2035



2007 Census Estimates Older Persons Age 65 or Older, Marin County

Source: American Community Survey 2007, U.S. Bureau of the Census

- Total households in Marin: 99,627
 - one in four homes (27%) had a resident age 65 or older.
- Total non-family households: 37,891
 - 81% were occupied by someone living alone.
 - More than one-third (35%) of those living alone were older individuals age 65+
- Total 65+ population in Marin: 37,818
 - One in three (33% or 12,324 older persons) had a disability

2007 Census Estimates Older Persons Age 65 or Older, Marin County

Source: American Community Survey 2007, U.S. Bureau of the Census

- Median household income: \$83,870
- Mean Social Security income: \$15,838
- Mean retirement income: \$33,501
- 4.7% of persons 65 or older fell below the federal poverty line in past 12 months

Residents Living Below the Federal Poverty Line (FPL)

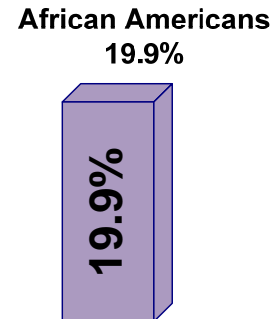
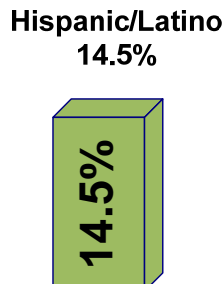
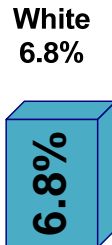
of Individuals living below FPL
21,143

of Families living below the FPL
2,722


of Seniors Age 65 and over living below the FPL
1,943

of Children 0-18 living below the FPL
4,741

% of Marin Residents Living Below the Federal Poverty Line According to Race



The 2006 Federal Poverty Threshold



Source: 2006, American Community Survey, 2006 Federal Poverty Level Thresholds



Elder Economic Index for Marin County vs Federal Poverty Line, 2007

	Elder Index (average)	Federal Poverty	Difference
Single	\$28,053	\$10,210	\$17,843
Couple	\$36,828	\$13,690	\$23,138

The Elder Economic Index indicates income levels needed by an older person to be able to meet the cost of living of residing in Marin County. Using the Elder Economic Index, as opposed to the Federal Poverty Level, as a measure of economic insecurity will result in many more older adults living in Marin County to fall into poverty.

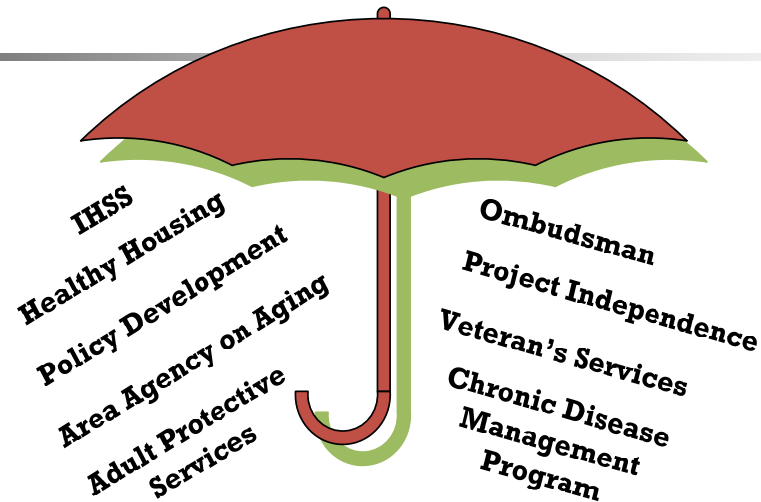


Funding Comparisons by Fiscal Year

(Total Area Agency on Aging State & Federal)

Fiscal Year	05-06	06-07	07-08	08-09	09-10	10-11 estimate
Total Funding	\$1,506,886	\$1,473,997 -2.2%	\$1,474,815 -0.1%	\$1,461,353 -0.9%	\$1,431,691 -2.0%	\$1,156,785 -19.2%
Support Services	\$186,357	\$186,500 +0.1%	\$186,500 No change	\$192,444 +3.2%	\$185,229 -3.7%	\$185,229 No change
Nutrition Program	\$425,068	\$408,717 -3.8%	\$421,460 +3.1%	\$449,962 +6.8%	\$461,388 +2.5%	\$477,521 +3.5%
Family Caregiver	\$161,097	\$145,262 -9.8%	\$95,262 -34.4%	\$98,580 +3.5%	\$99,001 +0.4%	\$99,428 +0.4%

Strengths: Integrated Aging and Adult Services




A wealth of skills and experience under one umbrella has led to improved services for Older Adults

Services Streamlined

Improved Access to Services

Single Point of Contact

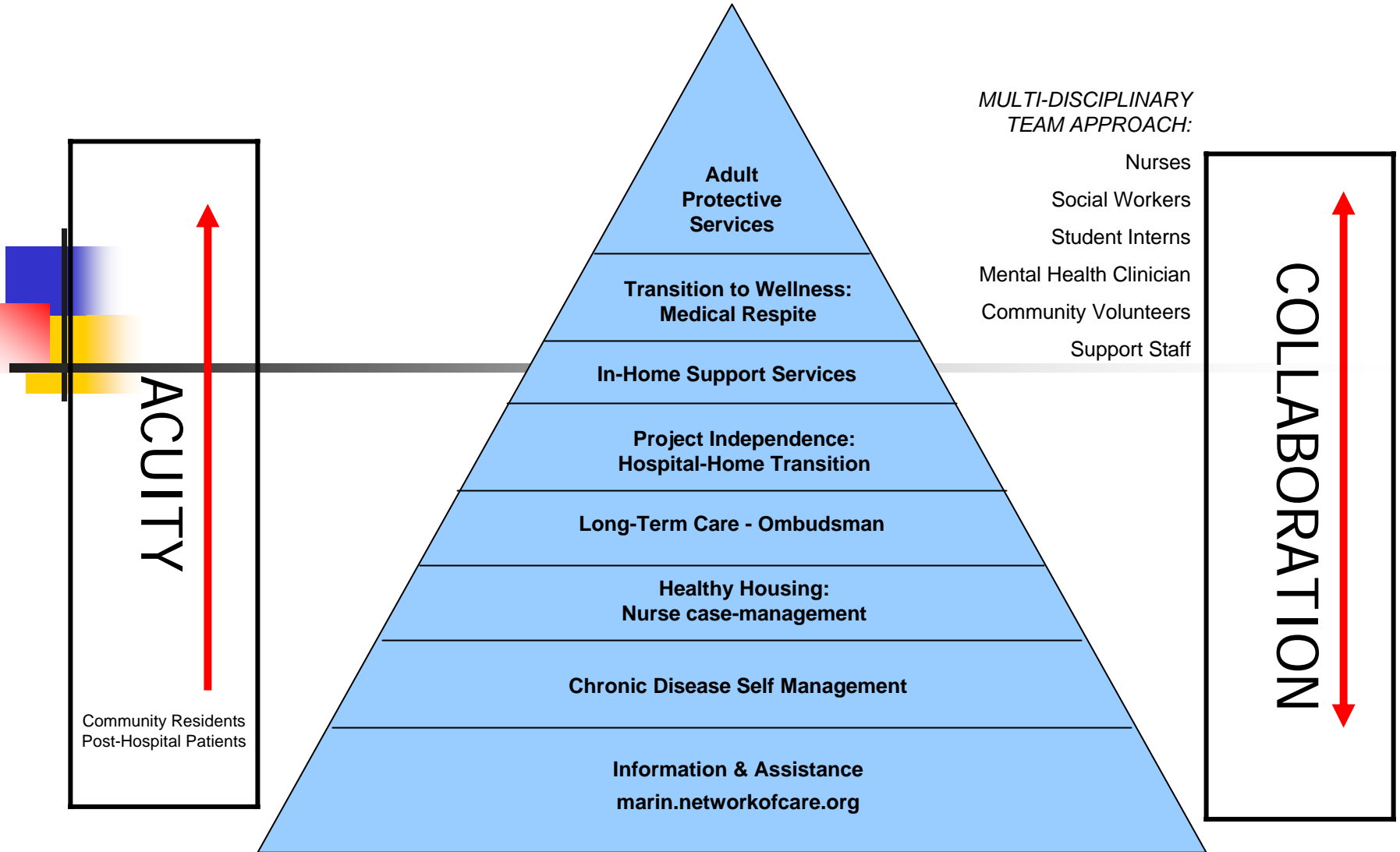


Serving More

Reducing Duplication of Effort

Mult-Disciplinary Collaboration

Division of Aging & Adult Services





Adult and Aging Services

- Administers the Older Americans Act and Older Californians Act as the federally mandated Area Agency on Aging (AAA)
- Responsibility to plan, coordinate and advocate for the development of a comprehensive, community-based service delivery system for older adults
- Coordinates a Chronic Disease Prevention and Management Program
- Coordinates Elder Abuse Training Project
- Oversees the following programs and services:
 - Information and Assistance
 - Adult Protective Services
 - Nutrition Services
 - Family Caregiver Support
 - Transportation
 - Case Management
 - Adult Day Health/Alzheimer's Day Care
 - IHSS
 - Legal Assistance
 - Home Care Registry
 - Transition to Wellness
 - Elder Abuse Prevention
 - Ombudsman
 - Older Worker/Employment
 - Volunteer Programs
 - Veterans Services



Planning Process-Identified Priority Areas 2009-2012

■ **Aging in Place**

- Home and community-based services
 - Transportation, nutrition, family caregiver, etc
- Health promotion, chronic care
 - Prevention programs: fall, isolation, disease prevention, and chronic care management
- Social networks
 - Family, friends, neighbors, community
- “Aging-friendly” neighborhoods
 - Pedestrian-safe, housing close to services



Planning Process-Identified Priority Areas 2009-2012

■ **Service Access**

- Awareness of information gateways: 457-INFO; 2-1-1; Network of Care
- Service affordability and availability issues

■ **Cultural competence**

- Limited English-Proficient; LGBT; minority populations; rural communities

■ **Collaboration**

- Formal and informal provider networks
- Reach specific communities through local senior centers, providers, and social groups



Identified Priorities Established Area Plan 2009-2012 Goals

1. Promote a community-based system of care that sustains the independence of older adults.
2. Increase opportunities for people to access information about community resources.
3. Improve the well-being of adults particularly those with special needs.



Major Changes



Elimination of Community-Based Services Programs (CBSP)

- Alzheimer's Day Care Resource Center
- Brown Bag
- Linkages Case Management
- Respite Purchase of Service
- Senior Companion Program

Total CBSP Funding Loss: \$342,255

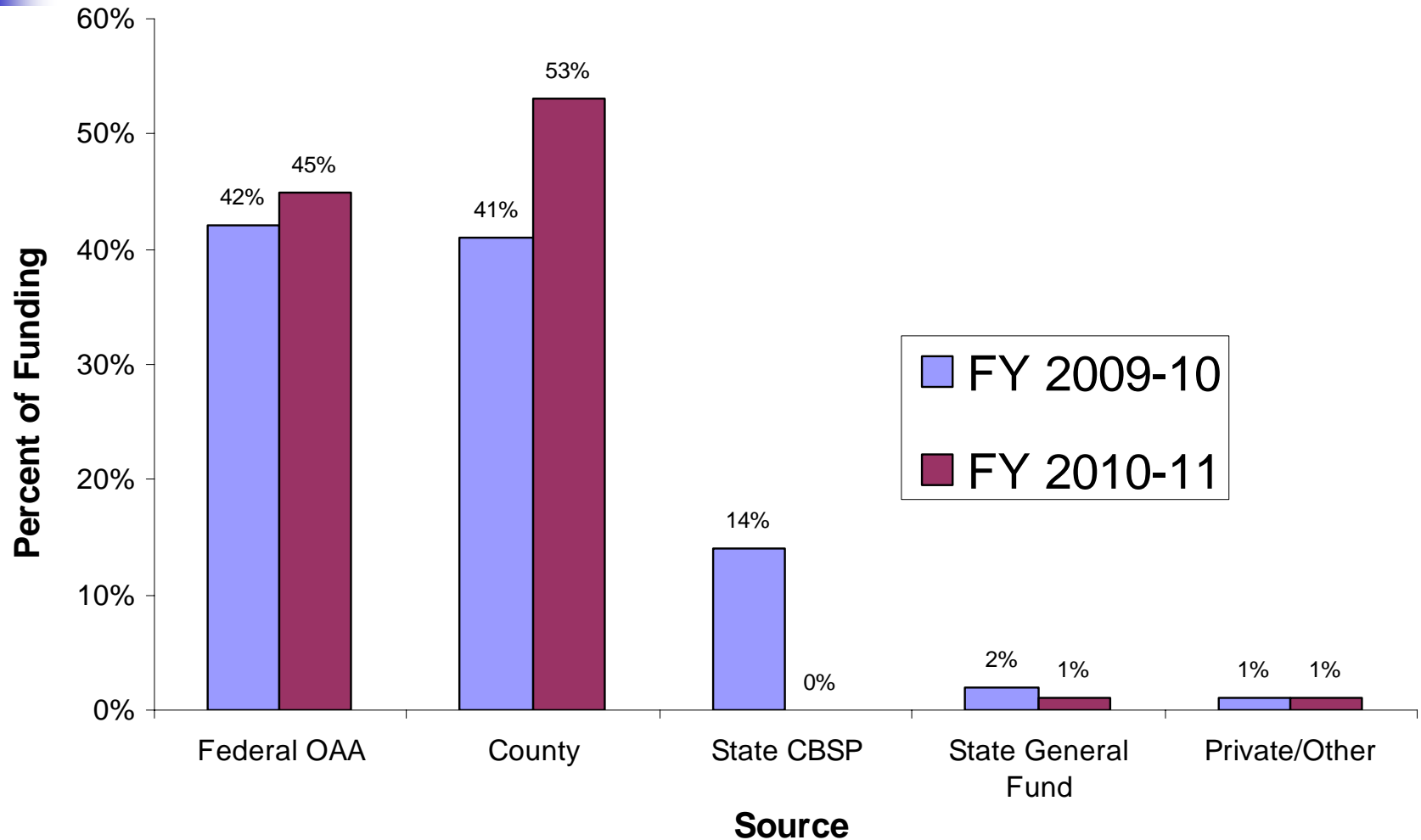


American Recovery and Reinvestment Act (Stimulus)

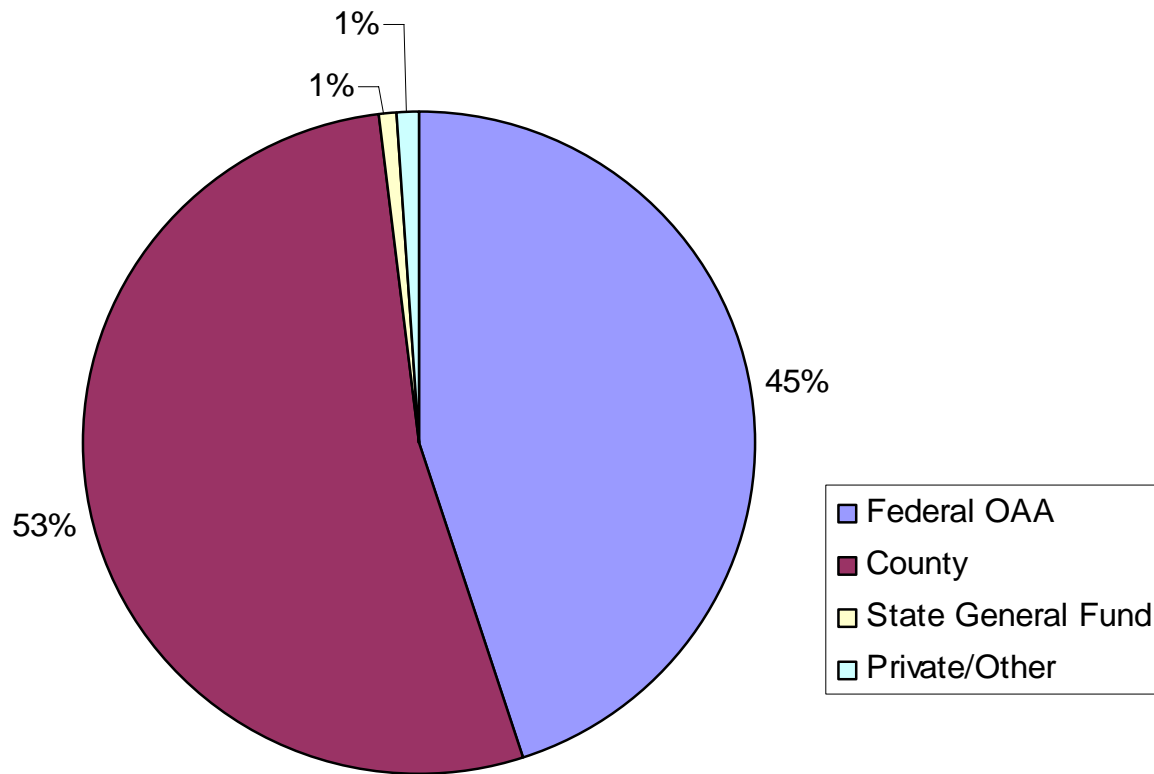
- Nutrition: \$74,083
 - 8,000 more meals served in Marin
 - 6 new dining sites at affordable senior housing
- Senior Community Service Employment Program: \$24,867
 - 3 worker slots reinstated

Stimulus Funds End June 30, 2010

Area Agency on Aging Comparative Funding Source by Fiscal Year



Area Agency on Aging Funding Sources, Fiscal Year 2010-2011





Focus for Fiscal Year 2010-11

- Collaborate with community partners to deliver services, develop innovative projects, and strengthen aging service system
 - Home and community-based services contracts
 - Partnerships with MCF, Dominican



Focus for Fiscal Year 2010-11

- Develop strategies to promote health, prevent disease, and manage chronic conditions
 - Explore evidence-based programs for replication
 - Continue to support DAAS chronic care initiatives
 - Chronic Disease Self Management Program
 - Differential Response Team
 - Project Independence
 - Transition to Wellness



Focus for Fiscal Year 2010-11

- Conduct forums to educate the public about critical topics and issues
 - Health promotion workshops and Medication Management
 - Healthy Aging Symposium
 - Commission on Aging: Sample Committee objectives :
 - Community education forums
 - Sustaining healthy lifestyles for family caregivers
 - Senior Mobility Action & Implementation Plan
 - Alcohol and multiple medication use
 - Articles in *Great Age*
 - Disaster preparedness
 - Resources for people with disability



Questions/
Comments?